



ALL INDIA MOCK TEST - UPSC PRELIMS 2025

INSTRUCTIONS FOR ONLINE STUDENTS

Dear Students, Kindly follow the online instructions below,

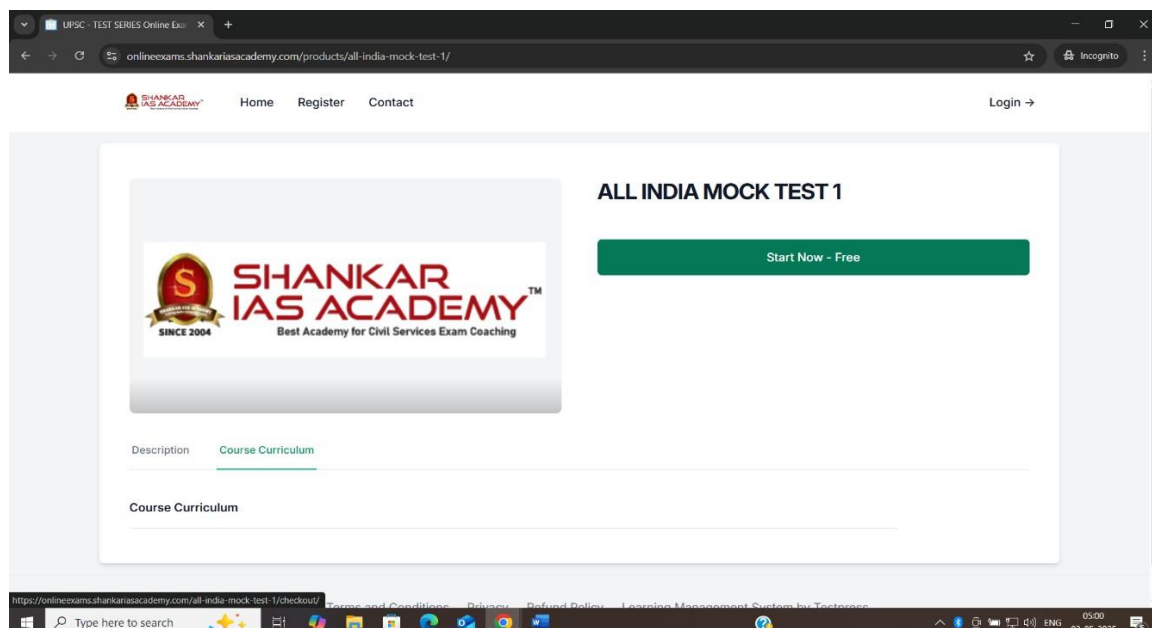
- 1) All the mock test registered students should upload the UPSC Hall ticket Pdf on our test portal . So, Kindly get the soft copy of your hall tickets from UPSC website before taking our mock test.

Note: Please ensure proper Hall ticket is getting uploaded, otherwise you are not allowed to take the test.

- 2) The Online exam link (both GS(9 to 1 pm)and CSAT (2:30 to 4:30)) will be available from 9am to 4:30pm on respective mock test dates in www.shankariasacademy.com.

Note: Test should be submitted on or before 4:30 PM sharply.

- 3) Candidates who are all taking online mock test in the portal (new/old) kindly login with the mobile number with OTP verified.
- 4) After clicking the link given on our SIA website you will find the below screenshot



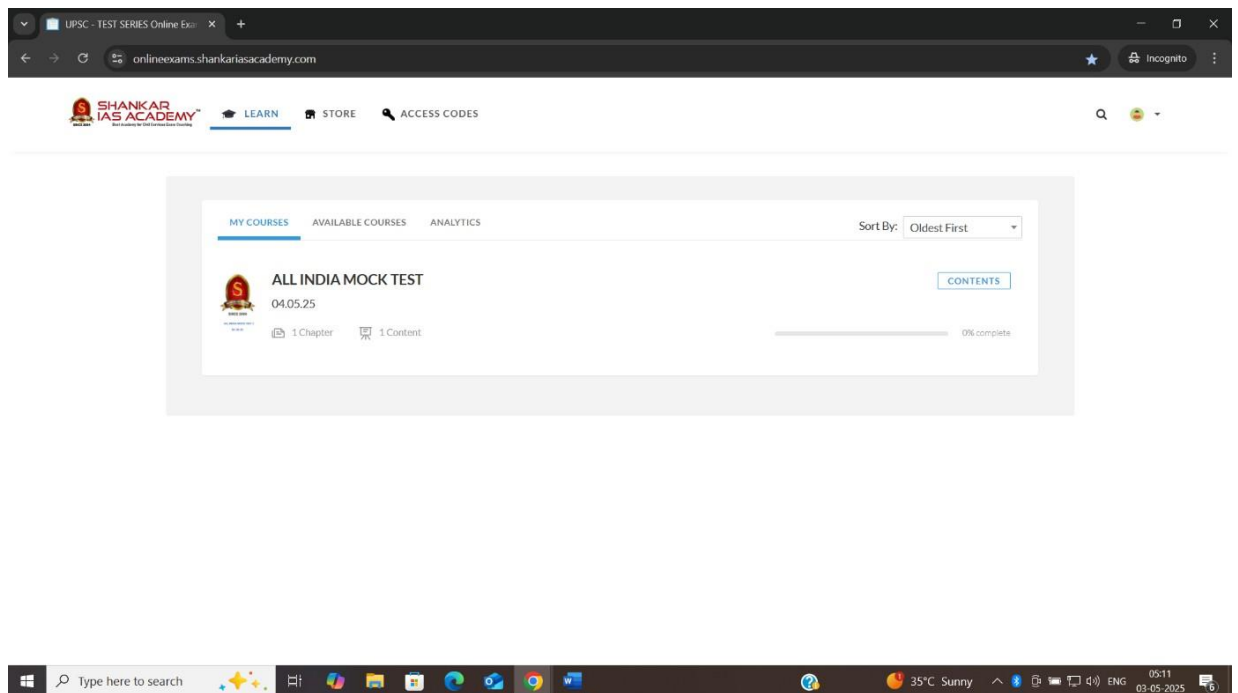
- 5) AFTER CLICKING START NOW, YOU WILL FIND LOGIN PAGE (FOR BOTH OLD/NEW USERS),KINDLY LOGIN USING THE MOBILE NUMBER WITH OTP VERIFIED.

The screenshot shows a web browser window with the URL `onlineexams.shankariasacademy.com/otp_login/?next=/all-india-mock-test-1/checkout/?gw=payu`. The page features the Shankar IAS Academy logo and navigation links: HOME, LOGIN, REGISTER, and CONTACT. The main heading is "Get started with UPSC - TEST SERIES". Below this, a message says "Choose your preferred or given way of login:". There are two login options: a "Phone Number" field with a "+91" prefix and a "Proceed" button, and a "Use Username & Password" button. The Windows taskbar at the bottom shows the date as 03-05-2025 and the time as 05:00.

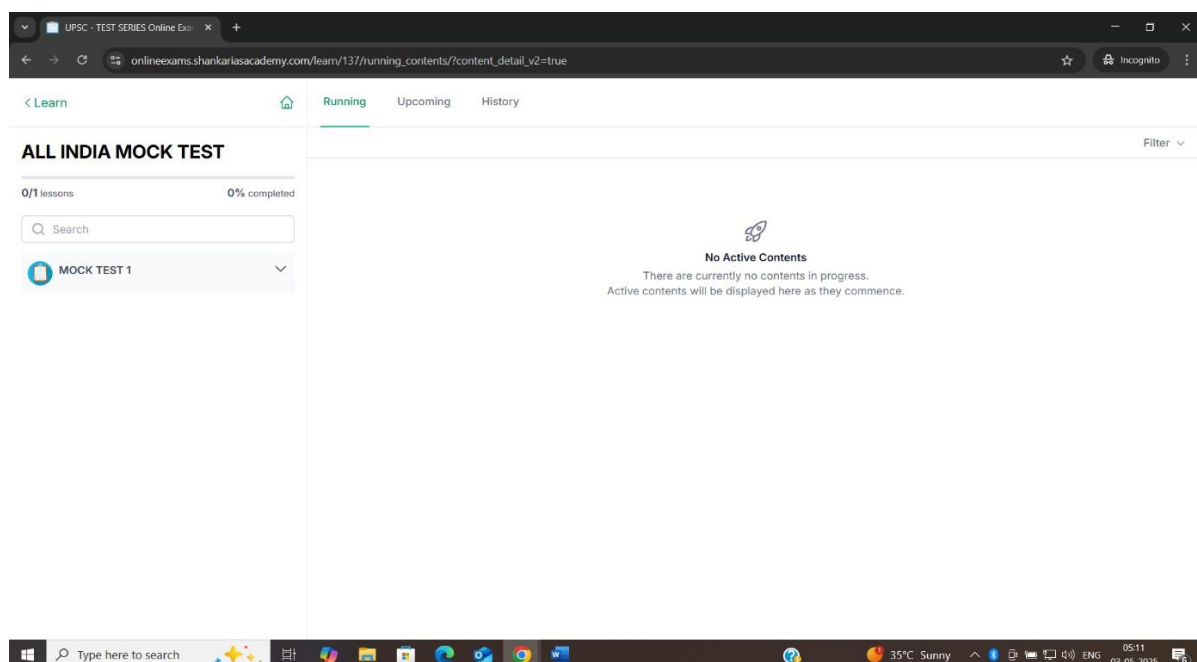
- 6) THE BELOW MENTIONED DETAILS WILL BE ASKED,KINLDY FILL ALL THOSE AND SUBMIT,
importantly upload the UPSC hall ticket

The screenshot shows a web browser window with the URL `onlineexams.shankariasacademy.com/settings/force/?redirect_to=/available-courses/all-india-mock-3/`. The page has a header with the Shankar IAS Academy logo and links for LEARN, STORE, and ACCESS CODES. A light blue banner at the top says "Please update your profile to continue using the site.". Below this, there is a form with the following fields: "First name:" (text input), "Email address:" (text input), "Phone:" (text input with value "9080328298"), "UPSC HALL TICKET:" (file upload button labeled "Choose File" and "No file chosen"), and "UPSC ROLL NUMBER:" (text input). A green "Submit" button is at the bottom of the form. The Windows taskbar at the bottom shows the date as 17-05-2025 and the time as 05:17.

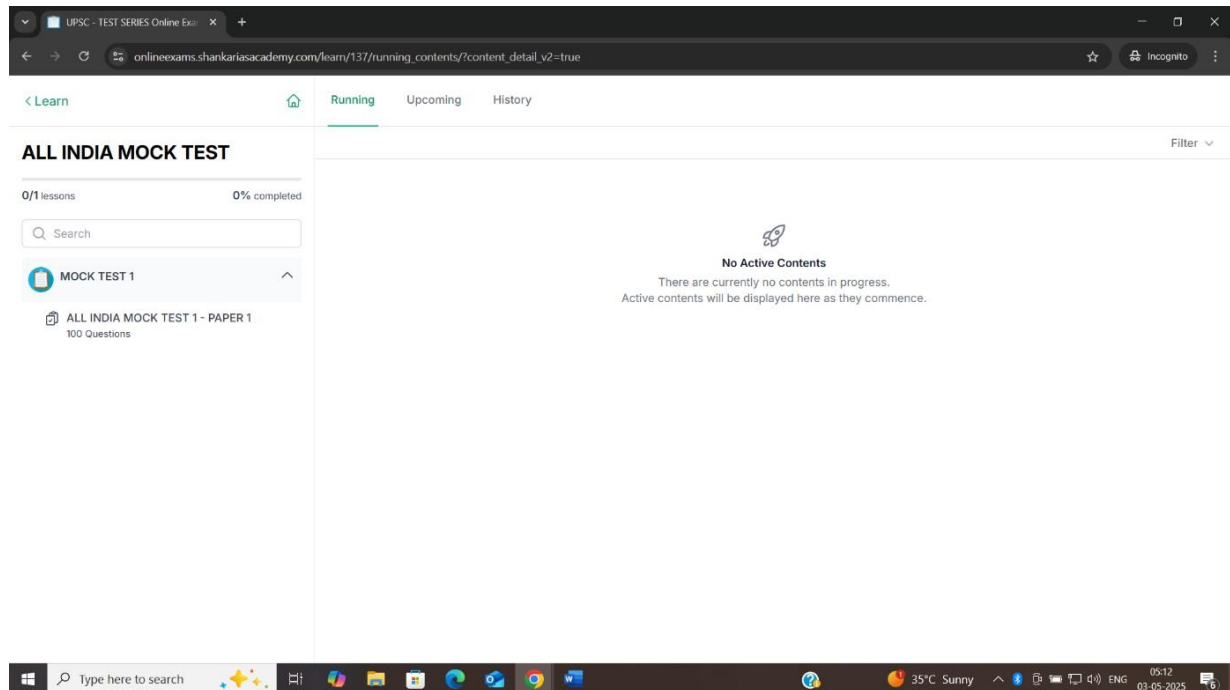
- 7) AFTER THAT ,THE BELOW PAGE WILL BE SHOWN ,KINDLY CLICK ON THE CONTENTS TO PROCEED



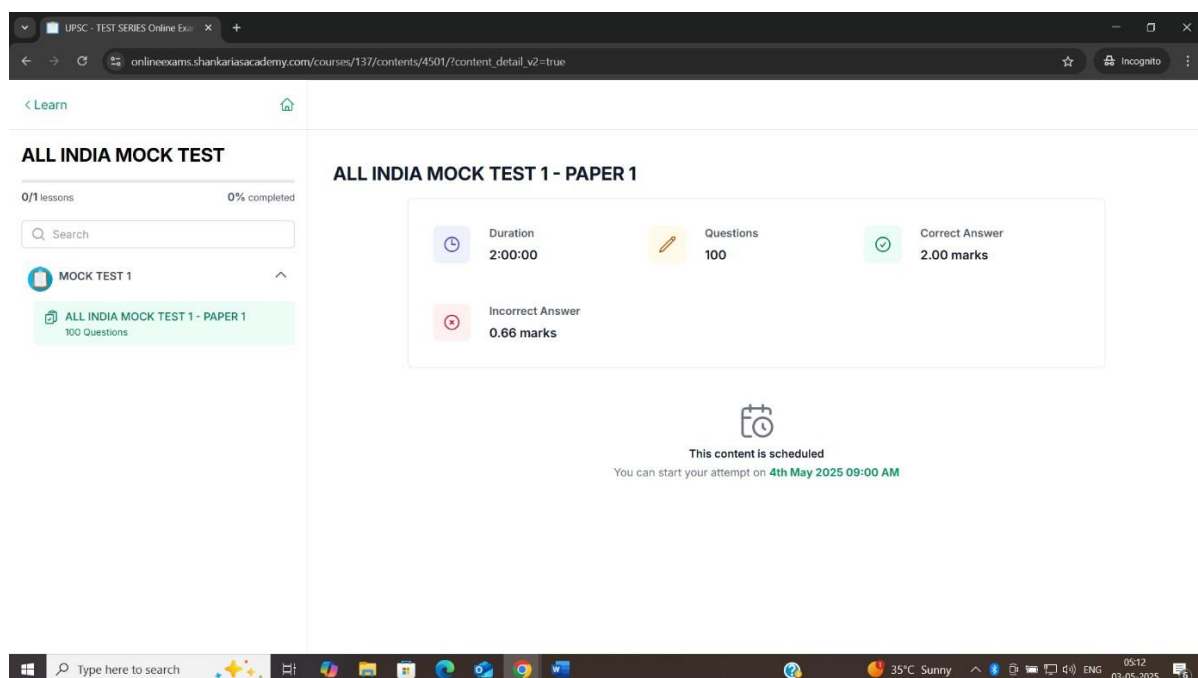
- 8) KINDLY CLICK ON THE LEFT SIDE DOWN ARROW OF MOCK TEST SHOWN



9) KINDLY CLICK ON THE TEST AND START TAKING THE TEST.



10) TEST WILL BE AVAILABLE 9 AM ON 18.05.25



11) Answer key will be published on the following dates at 6 PM on
www.shankariasacademy.com / www.iasparliament.com
(18/05/2025)

12) Results will be published on the following dates(evening) on
www.shankariasacademy.com / www.iasparliament.com
(19/05/2025)

13) **ONLINE TEST WILL LOGIN ONLY ONCE SO KINLDY LOGIN WITH PROPER
NETWORK AND DEVICE**

For any queries, Please contact mail

PRESTORMING@SHANKARIAS.IN / SANTHOSH@SHANKARIASACAD.IN

PHONE: 7667766266 / 9003190030

ONLINE TEAM: 8838341223

ALL THE BEST.....

