



**SHANKAR
IAS ACADEMY™**
Best Academy for Civil Services Exam Coaching

ALL INDIA MOCK TEST - UPSC PRELIMS 2026 INSTRUCTIONS FOR ONLINE STUDENTS

Dear Students, Kindly follow the online instructions below,

- 1) All the mock test registered students should upload the UPSC Hall ticket Pdf on our website. So, Kindly get the soft copy of your hall tickets from UPSC website before taking our mock test.

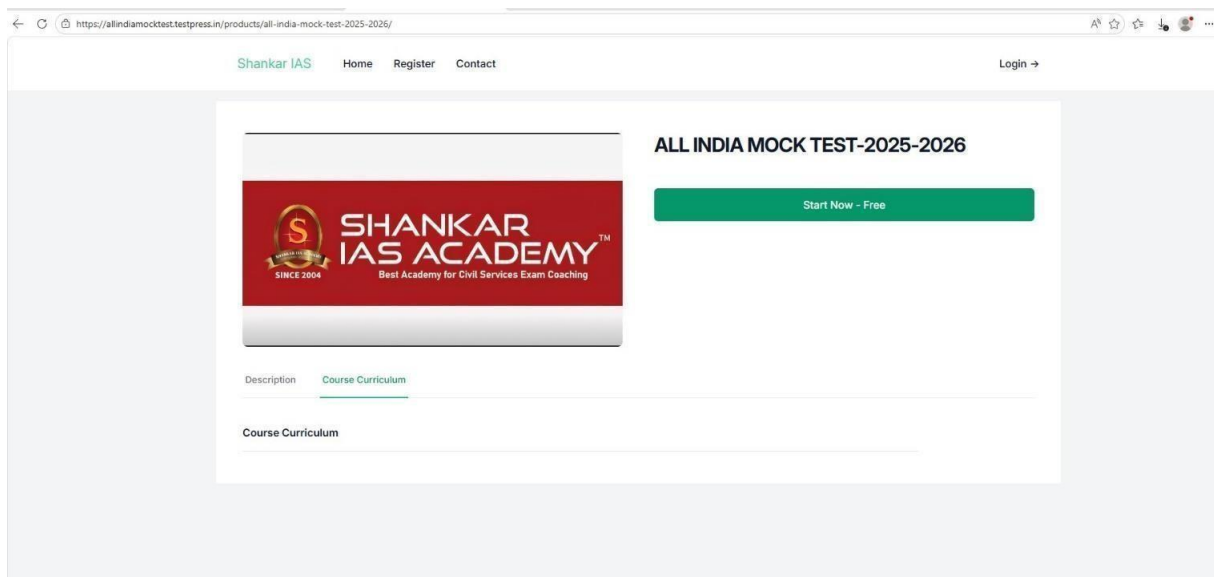
Note: Please ensure proper Hall ticket is getting uploaded, otherwise you are not allowed to take the test.

- 2) The Online exam link(both GS and CSAT) will be available from 9am to 5pm on respective mock test dates in www.shankariasacademy.com.

Note: **Test should be submitted on or before 5 PM sharply.**

- 3) Candidates who are all taking online mock test in the portal (new/old) kindly login with the mobile number with OTP verified.

- 4) After clicking the link given on our SIA website <https://allindiaupscprelimsmocktest.shankariasacademy.com> you will find the below screenshot



- 5) AFTER CLICKING START NOW, YOU WILL FIND LOGIN PAGE (FOR BOTH OLD/NEW USERS),KINDLY LOGIN USING THE MOBILE NUMBER WITH OTP VERIFIED.

Shankar IAS

HOME LOGIN REGISTER CONTACT

Shankar IAS

Get started with Shankar IAS

Choose your preferred or given way of login.

+91 Phone Number

Proceed

[Terms and Conditions](#) | [Privacy](#) | [Refund Policy](#) | [Learning Management System by Testpress](#)

- 6) THE BELOW MENTIONED DETAILS WILL BE ASKED,KINDLY FILL ALL THOSE AND SUBMIT

Shankar IAS

https://allindiamocktest.testpress.in/settings/force/?redirect_to=/available-courses/all-india-mock-test-2025-2026/

Please update your profile to continue using the site.

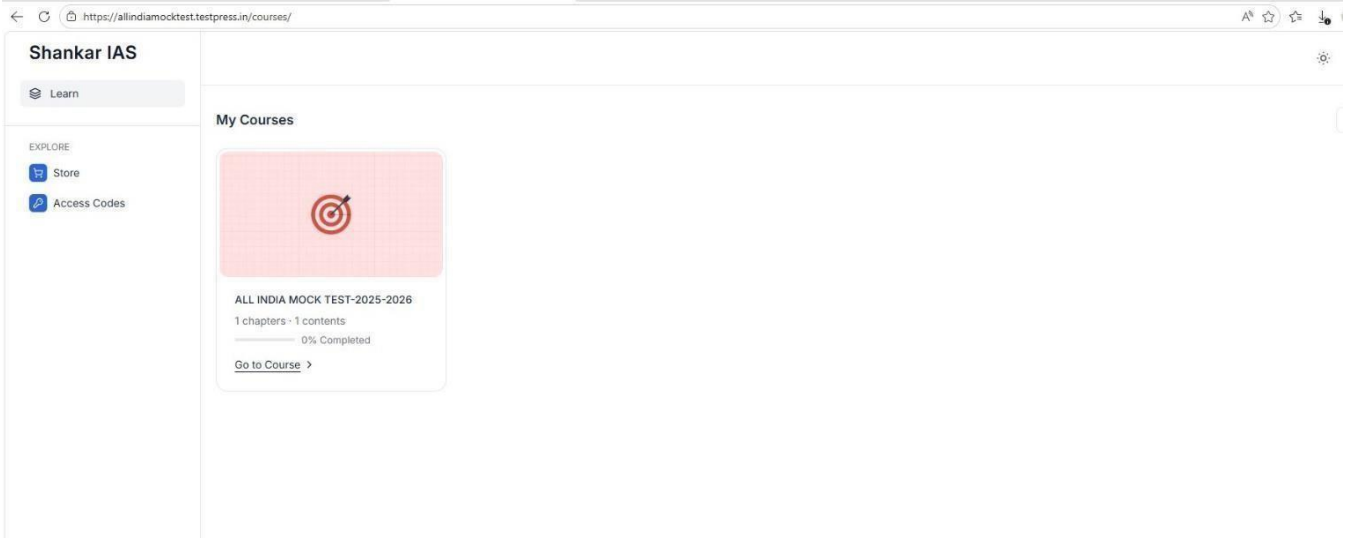
Phone: 9677264546

NAME

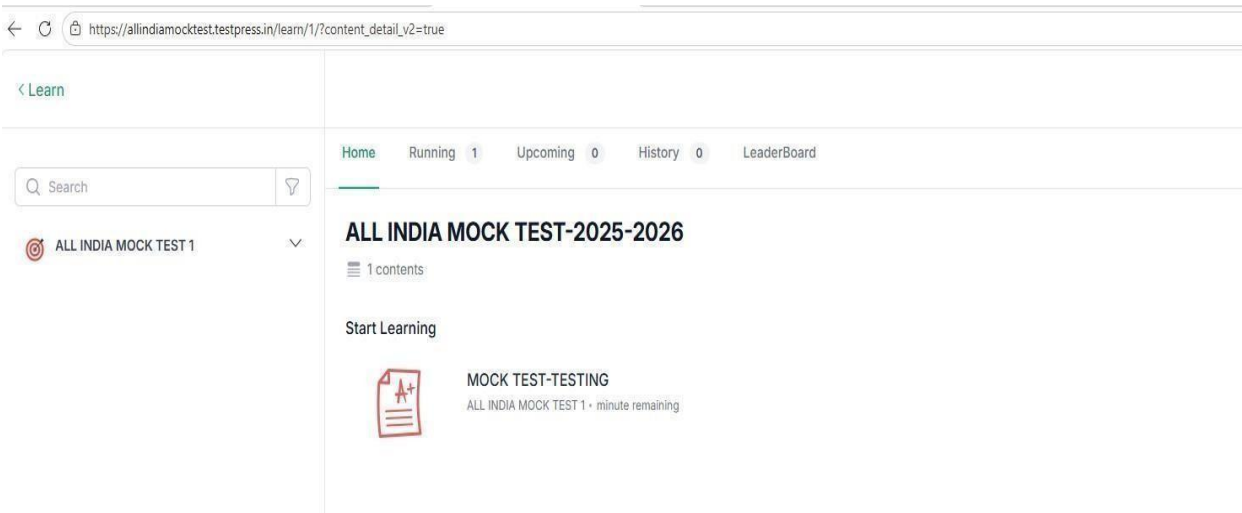
EMAIL

Submit

7) AFTER THAT ,THE BELOW PAGE WILL BE SHOWN ,KINDLY CLICK ON THE CONTENTS TO PROCEED



8) KINDLY CLICK ON THE LEFT SIDE DOWN ARROW OF MOCK TEST SHOWN



9) KINDLY CLICK ON THE TEST AND START TAKING THE TEST.

The screenshot shows a web browser at the URL https://allindi MOCK TEST.testpress.in/learn/1/?content_detail_v2=true. The page has a left sidebar with a search bar and a list of tests: "ALL INDIA MOCK TEST 1" and "MOCK TEST 1 -PAPER 1" (100 Questions). The main content area shows the title "ALL INDIA MOCK TEST-2025-2026" and a sub-header "1 contents". Navigation tabs for "Home", "Running 0", "Upcoming 1", and "History 0" are visible at the top.

10) TEST WILL BE AVAILABLE 9 AM ON 17.05.26

The screenshot shows the same web browser at the URL https://allindi MOCK TEST.testpress.in/courses/1/contents/3/?content_detail_v2=true. The page title is "MOCK TEST 1 -PAPER 1". The left sidebar highlights "MOCK TEST 1 -PAPER 1" (100 Questions). The main content area displays a summary box with the following details:

Duration	2:00:00	Questions	100	Correct Answer	2.00 marks
Incorrect Answer	0.66 marks				

Below the summary box, a calendar icon indicates that the content is scheduled. The text reads: "This content is scheduled. You can start your attempt on 3rd May 2026 09:00 AM".

11) Answer key will be published on the following dates at 6 PM on
www.shankariasacademy.com / www.iasparliament.com
(17/05/2026)

12) Results will be published on the following dates (evening) on
www.shankariasacademy.com / www.iasparliament.com
(18/05/2026)

13) **ONLINE TEST WILL LOGIN ONLY ONCE SO KINDLY LOGIN WITH PROPER
NETWORK AND DEVICE**

For any queries, Please contact mail

testpresscoordinator@shankariasacad.in

PHONE: 7667766266 / 9003190030

ONLINE TEAM: 9360816977

ALL THE BEST.....

